

QUINTA Dicke 8 cm

Formate und technische Daten

QUINTA linear

| Rastermaß | | | | |
|-------------|--------------|-------------|------------------------------|------------------------------|
| Länge cm | Breite cm | Dicke cm | Gewicht kg/m ² | Bedarf St./m ² |
| 90,0 | 60,0 | 8,0 | 175,0 | 1,85 |
| 75,0 | 60,0 | 8,0 | 175,0 | 2,22 |
| 60,0 | 60,0 | 8,0 | 175,0 | 2,78 |

QUINTA pur

| Rastermaß | | | | |
|-------------|--------------|-------------|------------------------------|------------------------------|
| Länge cm | Breite cm | Dicke cm | Gewicht kg/m ² | Bedarf St./m ² |
| 120,0 | 60,0 | 8,0 | 175,0 | 1,39 |
| 60,0 | 60,0 | 8,0 | 175,0 | 2,78 |
| 80,0 | 40,0 | 8,0 | 175,0 | 3,13 |
| 60,0 | 40,0 | 8,0 | 175,0 | 4,17 |
| 60,0 | 30,0 | 8,0 | 175,0 | 5,56 |
| 40,0 | 40,0 | 8,0 | 175,0 | 6,13 |
| 40,0 | 20,0 | 8,0 | 175,0 | 12,25 |
| 30,0 | 30,0 | 8,0 | 175,0 | 10,89 |
| 30,0 | 20,0 | 8,0 | 175,0 | 16,33 |
| 20,0 | 20,0 | 8,0 | 175,0 | 24,50 |

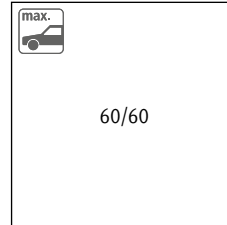
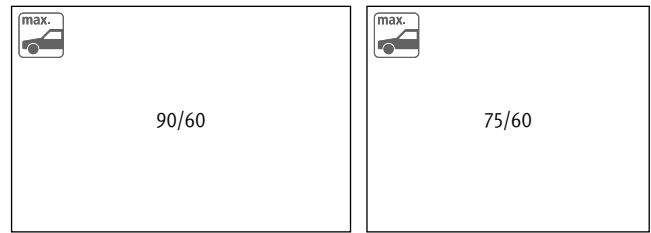
QUINTA ferro

| Rastermaß | | | | |
|-------------|--------------|-------------|------------------------------|------------------------------|
| Länge cm | Breite cm | Dicke cm | Gewicht kg/m ² | Bedarf St./m ² |
| 120,0 | 60,0 | 8,0 | 175,0 | 1,39 |
| 60,0 | 60,0 | 8,0 | 175,0 | 2,78 |
| 80,0 | 40,0 | 8,0 | 175,0 | 3,13 |
| 60,0 | 40,0 | 8,0 | 175,0 | 4,17 |
| 60,0 | 30,0 | 8,0 | 175,0 | 5,56 |
| 40,0 | 40,0 | 8,0 | 175,0 | 6,13 |
| 40,0 | 20,0 | 8,0 | 175,0 | 12,25 |
| 30,0 | 30,0 | 8,0 | 175,0 | 10,89 |
| 30,0 | 20,0 | 8,0 | 175,0 | 16,33 |
| 20,0 | 20,0 | 8,0 | 175,0 | 24,50 |

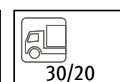
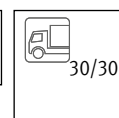
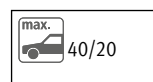
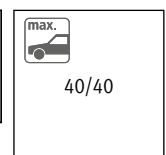
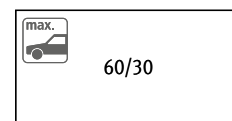
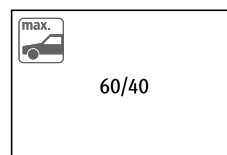

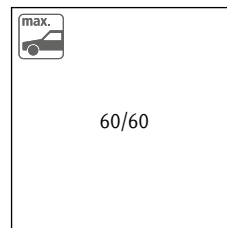

Farben

- QUINTA linear: Grau nuanciert, Kalkstein nuanciert und Muschelkalk
- QUINTA pur : Bianco und Nero
- QUINTA ferro: Grau uni und Anthrazit uni

QUINTA linear



QUINTA pur | ferro



Produktausstattung



Dicke 8 cm



eingeschränkt belastbar
max. Pkw gem. Nutzungskategorie
N2/ZTV-Wegebau



keine grundsätzliche Einschränkung der
Belastbarkeit, die Eignung ist bezügl.
der Verkehrsfrequenzen abzuwägen

QUINTA linear | pur



INTRACLEAN
schmutzabweisend, unveränderte
Oberfläche, Grundschutz von innen

Einbau und Verlegung

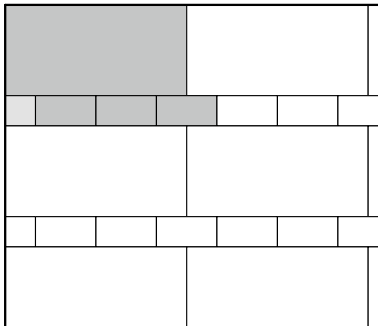
konventionelle Pflasterbauweise

- siehe allgemeine Einbau- und Verlegehinweise des Herstellers
- siehe Einbau- und Verlegehinweise des Herstellers, DIN 18318, TL Pflaster-StB 06/15, ZTV Pflaster-StB 20, M FP 2015 sowie ZTV-Wegebau (FLL)
- für den Einbau von Großformaten empfehlen wir die Verwendung einer Vakuum-Verlegemaschine
- Abrütteln nur mit einer geeigneten Vibrationsplatte unter Verwendung einer Platten-Gleit-Vorrichtung
- Empfehlung Fugenmaterial: Edelbrechsand 0/2 mm, Edelbrechsand-Splitt 0/3 mm oder Natursand 0/2 mm
- QUINTA linear | pur : siehe Herstellerhinweise zu INTRACLEAN Tiefenschutz

QUINTA Dicke 8 cm

Verlegemuster

Muster 1

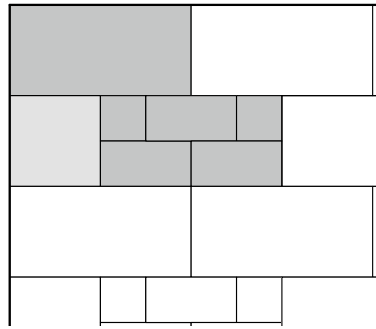


Modul
120/80 cm

Bedarf je m²
120/60 ca. 1,04 St.
40/20 ca. 3,13 St.

linker Randabschluss je lfm.
20/20 ca. 1,25 St.

Muster 2

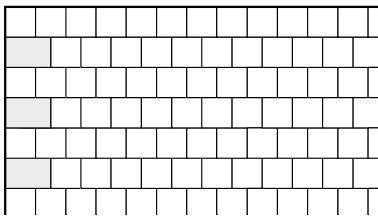


Modul
120/120 cm

Bedarf je m²
120/60 ca. 0,69 St.
60/30 ca. 2,08 St.
30/30 ca. 1,39 St.

linker Randabschluss je lfm.
60/60 ca. 0,83 St.

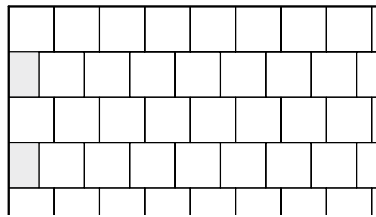
Muster 3.1



Bedarf je m²
20/20 ca. 24,5 St.

linker Randabschluss je lfm.
30/20 ca. 2,48 St.


Muster 4



Bedarf je m²
30/30 ca. 11,89 St.

linker Randabschluss je lfm.
30/20 ca. 1,67 St.

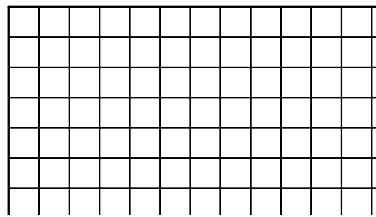
Muster 5.1



Bedarf je m²
30/20 ca. 16,33 St.

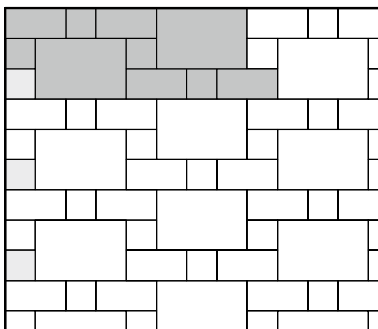
linker Randabschluss je lfm.
20/20 ca. 2,48 St.

Muster 6.1



Modul
20/20 ca. 24,5 St.

Muster 7




Modul
160/60 cm

Bedarf je m²
60/40 ca. 2,08 St.
40/20 ca. 4,17 St.
20/20 ca. 4,17 St.

linker Randabschluss je lfm.
20/20 ca. 0,83 St.

Muster 8




Modul
180/60 cm

Bedarf je m²
120/60 ca. 0,93 St.
60/60 ca. 0,93 St.

linker Randabschluss je lfm.
60/30 ca. 0,83 St.


Muster 9



Bedarf je m²
40/20 ca. 12,5 St.

Randabschluss je lfm.
20/20 ca. 1,24 St.

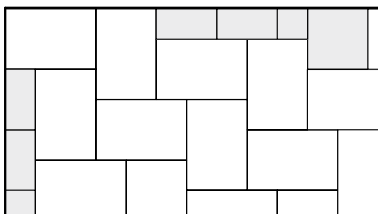
Muster 12.1



Bedarf je m²
30/20 ca. 12,25 St.
20/20 ca. 6,13 St.

Randabschluss je lfm.
20/20 ca. 1,24 St.


Muster 11



Bedarf je m²
60/40 ca. 4,17 St.

Randabschluss je lfm.
40/40 ca. 0,41 St.
40/20 ca. 0,82 St.
20/20 ca. 0,41 St.

QUINTA Dicke 8 cm




KLOSTERMANN

SEIT 1904

Verlegemuster

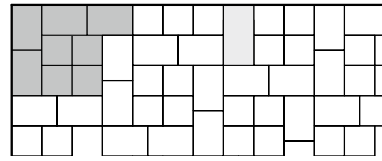
Muster 13.1



Bedarf je m²
30/20 ca. 11,67 St.
20/20 ca. 7 St.

Randabschluss je lfm.
40/20 ca. 0,5 St.
Für den Randabschluss sind
Steine zu schneiden.

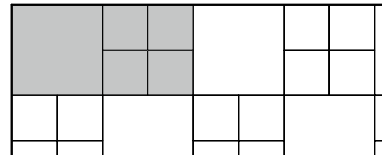
Muster 14.1



Bedarf je m²
30/20 ca. 9,8 St.
20/20 ca. 9,8 St.

Randabschluss je lfm.
40/20 ca. 0,5 St.

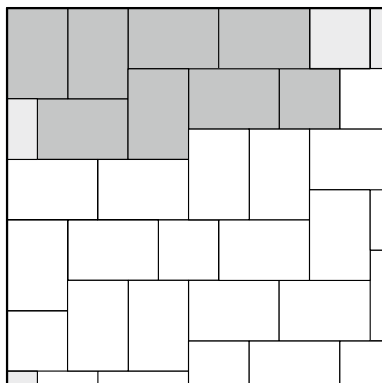
Muster 16



Modul
120/60 cm

Bedarf je m²
60/60 ca. 1,39 St.
30/30 ca. 5,56 St.

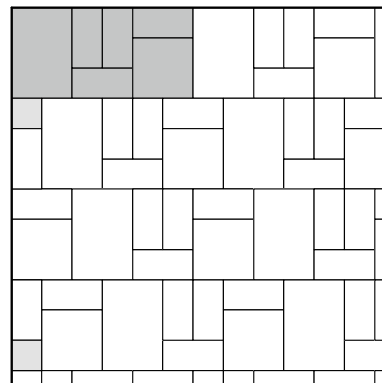
Muster 15



Bedarf je m²
60/40 ca. 3,8 St.
40/40 ca. 0,54 St.

Für den Randabschluss sind
Steine zu schneiden.

Muster 17

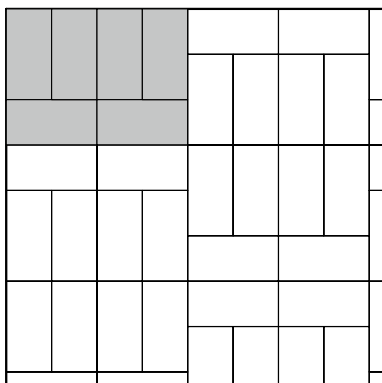


Modul
120/60 cm

Bedarf je m²
60/40 ca. 1,39 St.
40/40 ca. 1,39 St.
40/20 ca. 5,56 St.

linker Randabschluss je lfm.
20/20 ca. 0,56 St.

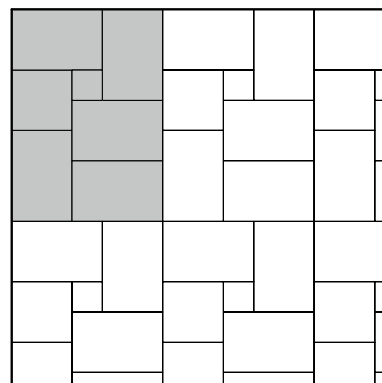
Muster 19



Modul
120/90 cm

Bedarf je m²
60/30 ca. 5,56 St.


Muster 20



Modul
100/140 cm

Bedarf je m²
60/40 ca. 3,57 St.
40/40 ca. 0,71 St.
20/20 ca. 0,71 St.


Muster 21



Bedarf je m²
60/30 ca. 5,56 St.

Randabschluss je lfm.
30/30 ca. 0,83 St.

Muster 23

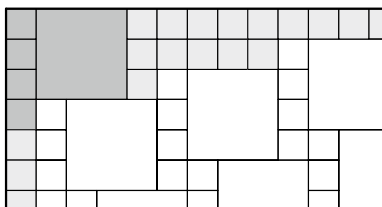


Bedarf je m²
30/30 ca. 7,54 St.
20/20 ca. 7,54 St.

Randabschluss je lfm.
30/20 ca. 0,75 St.

Für den Randabschluss sind
Steine zu schneiden.


Muster 2



Bedarf je m²
60/60 ca. 2,5 St.
20/20 ca. 2,5 St.

Randabschluss je lfm.
20/20 ca. 4,54 St.

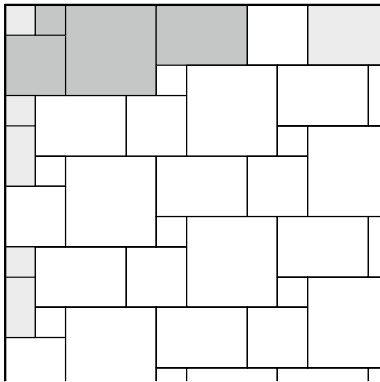
QUINTA Dicke 8 cm



KLOSTERMANN

SEIT 1904

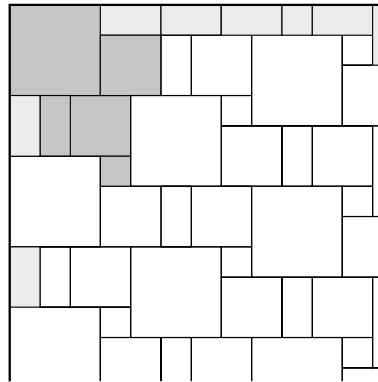
Muster 24



Bedarf je m²
60/60 ca. 1,25 St.
60/40 ca. 1,25 St.
40/40 ca. 1,25 St.
20/20 ca. 1,25 St.

Randabschluss je lfm.
60/40 ca. 0,85 St.
40/20 ca. 0,85 St.
20/20 ca. 0,85 St.


Muster 25



Bedarf je m²
60/60 ca. 1,25 St.
40/40 ca. 2,5 St.
40/20 ca. 1,25 St.
20/20 ca. 1,25 St.

Randabschluss je lfm.
60/40 ca. 0,25 St.
40/20 ca. 0,63 St.
20/20 ca. 0,25 St.

Muster 26

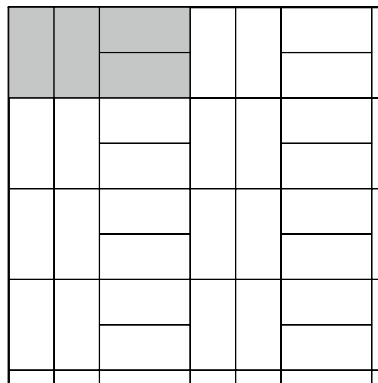


Bedarf je m²
30/20 ca. 16,33 St.

Randabschluss je lfm.
20/20 ca. 0,83 St.

Für den Randabschluss sind
Steine zu schneiden.


Muster 27



Modul
120/60 cm

Bedarf je m²
60/30 ca. 5,56 St.

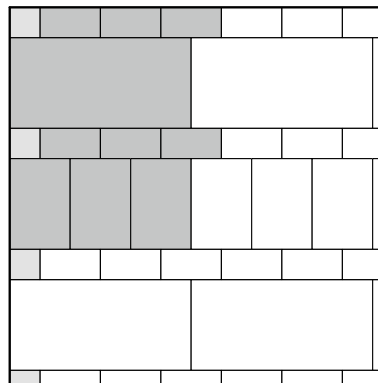
Muster 28



Bedarf je m²
60/60 ca. 1 St.
60/40 ca. 2 St.
40/40 ca. 1 St.

linker Randabschluss je lfm.
40/40 ca. 1 St.

Muster 29

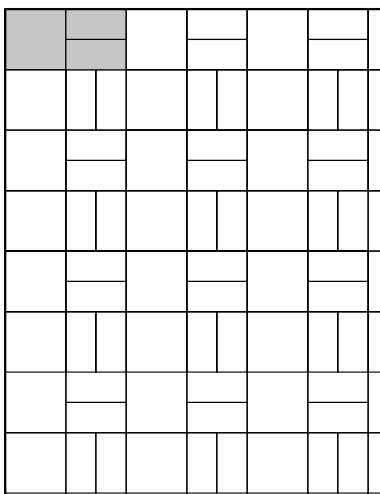


Modul
120/160 cm

Bedarf je m²
120/60 ca. 0,52 St.
60/40 ca. 1,56 St.
40/20 ca. 3,13 St.

linker Randabschluss je lfm.
20/20 ca. 1,25 St.

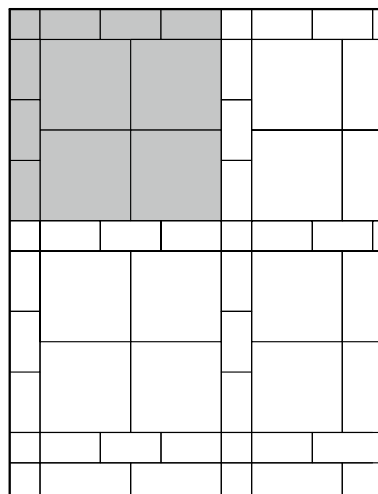
Muster 30



Modul
80/40 cm

Bedarf je m²
40/40 ca. 3,13 St.
40/20 ca. 6,25 St.


Muster 31



Modul
140/140 cm

Bedarf je m²
60/60 ca. 2,04 St.
40/20 ca. 3,06 St.
20/20 ca. 0,51 St.

QUINTA Dicke 8 cm

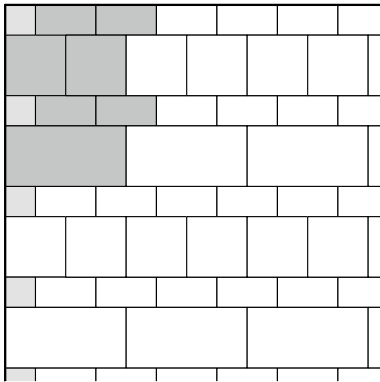


KLOSTERMANN

SEIT 1904

Verlegemuster

Muster 32

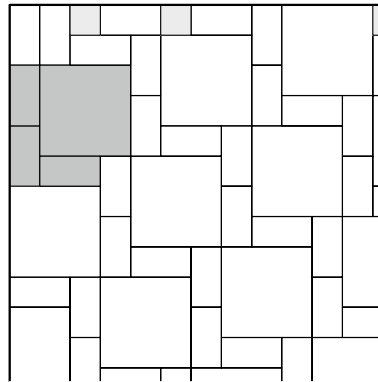


Modul
80/120 cm

Bedarf je m²
80/40 ca. 1,04 St.
40/40 ca. 2,08 St.
40/20 ca. 4,17 St.

linker Randabschluss je lfm.
20/20 ca. 1,67 St.

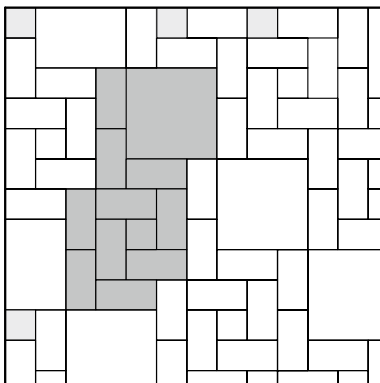
Muster 33



Bedarf je m²
60/60 ca. 1,67 St.
40/20 ca. 5 St.

Randabschluss je lfm.
20/20 ca. 1,35 St.

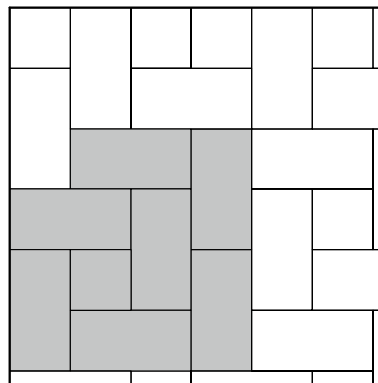
Muster 34



Bedarf je m²
60/60 ca. 0,83 St.
40/20 ca. 8,33 St.
20/20 ca. 0,83 St.

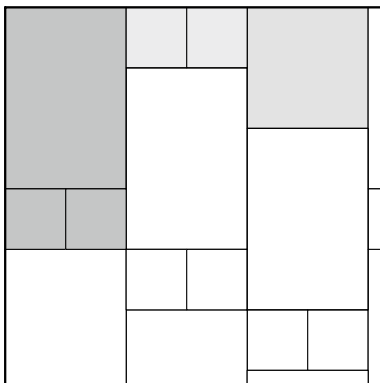
Randabschluss je lfm.
20/20 ca. 0,5 St.

Muster 36



Bedarf je m²
80/40 ca. 2,92 St.
40/40 ca. 0,42 St.

Muster 37

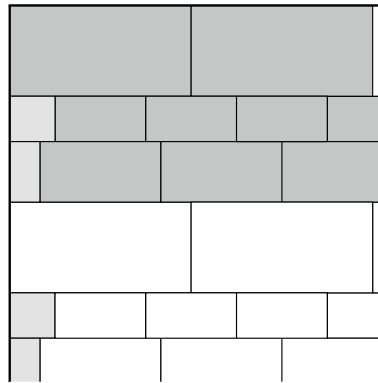


Modul
60/150 cm

Bedarf je m²
120/60 ca. 1,11 St.
30/30 ca. 2,22 St.

oberer Randabschluss je lfm.
60/60 ca. 0,56 St.
30/30 ca. 1,11 St.

Muster 38

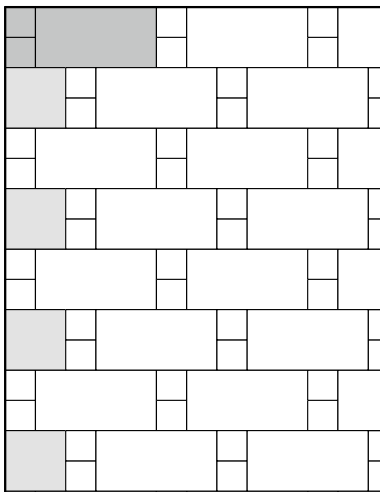


Modul
240/130 cm

Bedarf je m²
120/60 ca. 0,64 St.
80/40 ca. 0,96 St.
60/30 ca. 1,28 St.

linker Randabschluss je lfm.
40/20 ca. 0,77 St.
30/30 ca. 0,77 St.

Muster 40

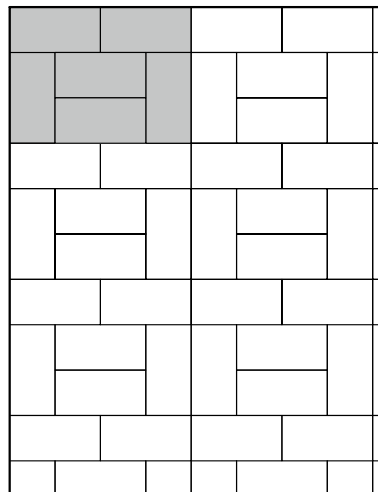


Modul
100/40 cm

Bedarf je m²
80/40 ca. 2,5 St.
20/20 ca. 5 St.

linker Randabschluss je lfm.
40/40 ca. 1,25 St.


Muster 42



Modul
120/90 cm

Bedarf je m²
60/30 ca. 5,56 St.


QUINTA Dicke 8 cm



KLOSTERMANN

SEIT 1904

Muster 43

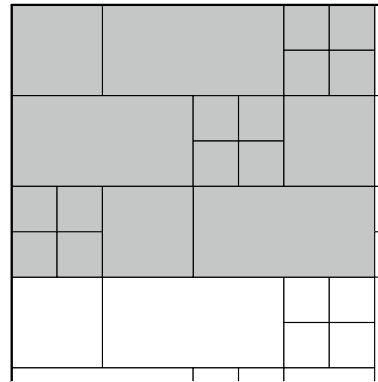


Modul
120/40 cm

Bedarf je m²
30/20 ca. 8,17 St.
20/20 ca. 12,25 St.

linker Randabschluss je lfm.
30/20 ca. 2,48 St.
20/20 ca. 2,48 St.

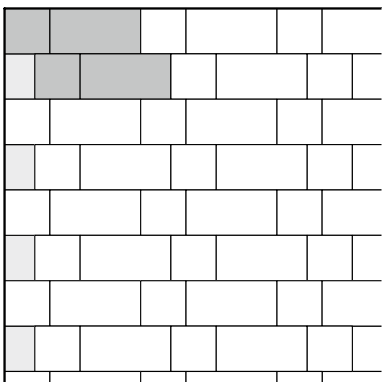
Muster 44



Modul
240/180 cm

Bedarf je m²
120/60 ca. 0,69 St.
60/60 ca. 0,69 St.
30/30 ca. 2,78 St.

Muster 45

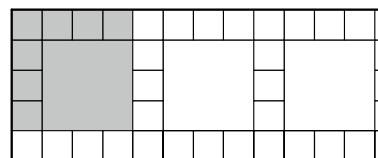


Modul
90/60 cm

Bedarf je m²
60/30 ca. 3,7 St.
30/30 ca. 3,7 St.

linker Randabschluss je lfm.
30/20 ca. 1,67 St.

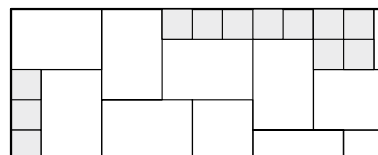
Muster 47



Modul
80/80 cm

Bedarf je m²
60/60 ca. 1,56 St.
20/20 ca. 10,94 St.

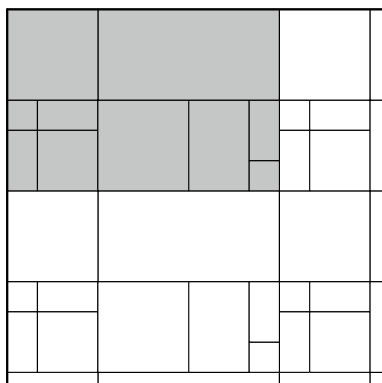
Muster 48



Bedarf je m²
60/40 ca. 4,17 St.

Randabschluss je lfm.
20/20 ca. 2,13 St.

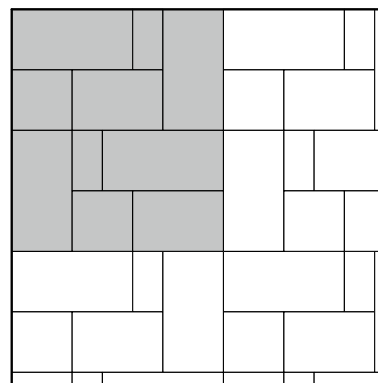
Muster 49



Modul
180/120 cm

Bedarf je m²
120/60 ca. 0,46 St.
60/60 ca. 0,93 St.
60/40 ca. 0,46 St.
40/40 ca. 0,46 St.
40/20 ca. 1,39 St.
20/20 ca. 0,93 St.

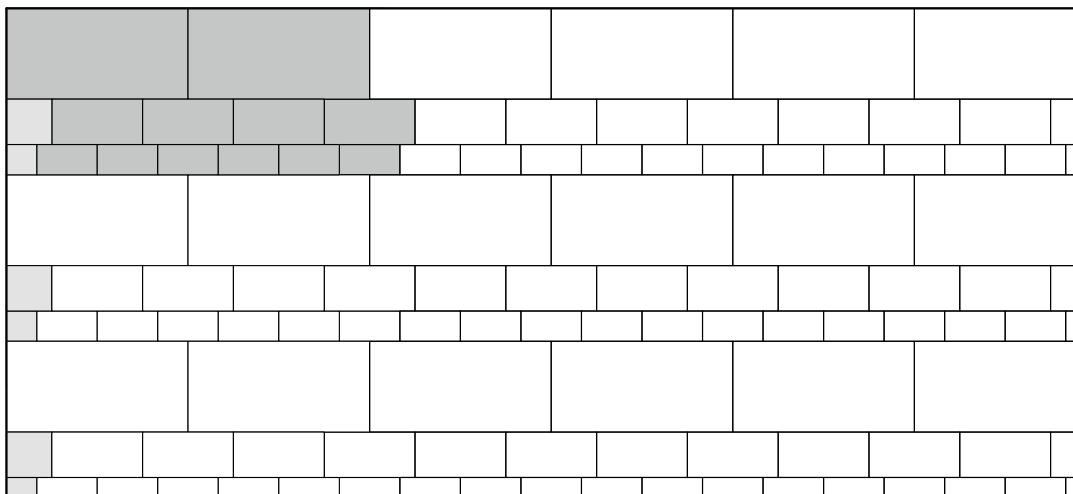
Muster 50



Modul
140/160 cm

Bedarf je m²
80/40 ca. 1,79 St.
60/40 ca. 0,89 St.
40/40 ca. 0,89 St.
40/20 ca. 0,89 St.

Muster 52




Modul
240/110 cm

Bedarf je m²
120/60 ca. 0,76 St.
60/30 ca. 1,52 St.
40/20 ca. 2,27 St.

linker Randabschluss je lfm.
30/30 ca. 0,91 St.
20/20 ca. 0,91 St.

QUINTA Dicke 8 cm

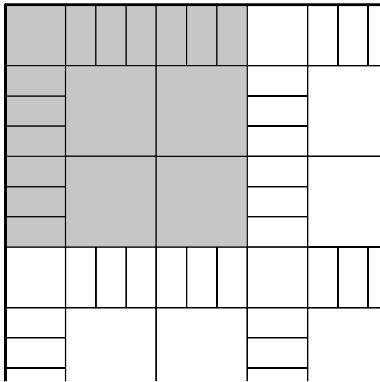


KLOSTERMANN

SEIT 1904

Verlegemuster

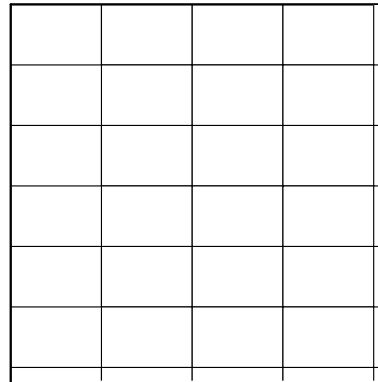
Muster 53



Modul
160/160 cm

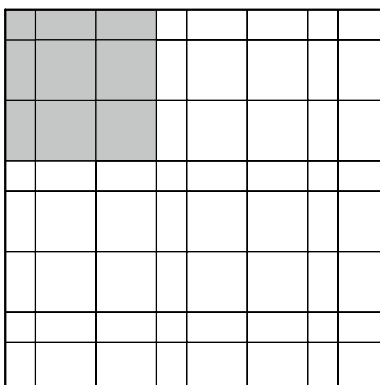
Bedarf je m²
60/60 ca. 1,56 St.
40/40 ca. 0,39 St.
40/20 ca. 4,69 St.

Muster 54



Bedarf je m²
60/40 ca. 4,17 St.

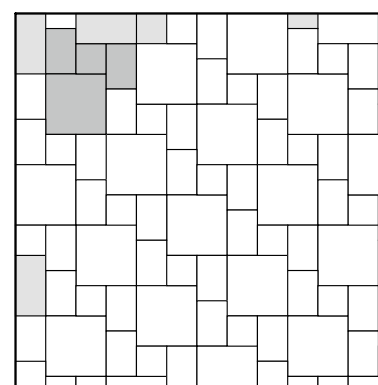
Muster 55



Modul
100/100 cm

Bedarf je m²
40/40 ca. 4 St.
40/20 ca. 4 St.
20/20 ca. 1 St.

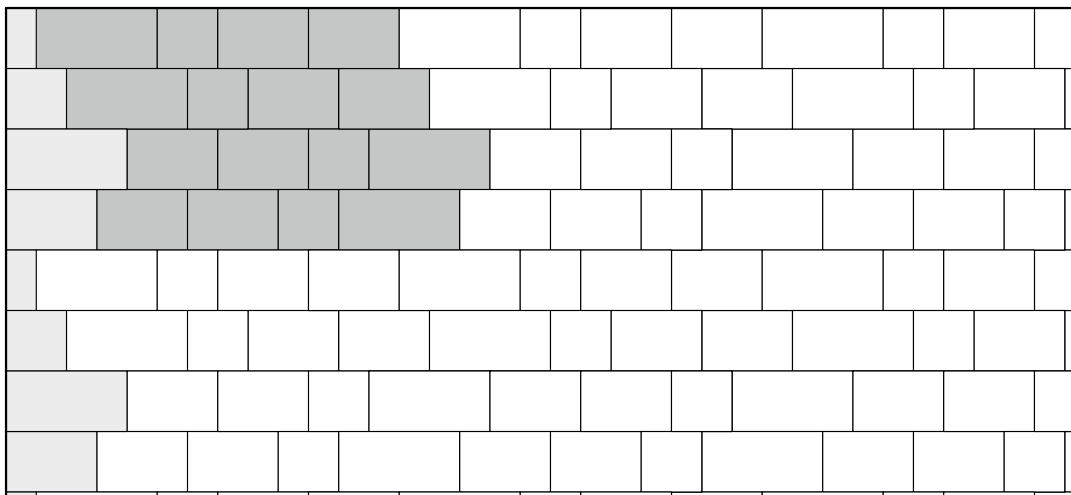
Muster 56



Bedarf je m²
40/40 ca. 3,13 St.
30/20 ca. 6,25 St.
20/20 ca. 3,13 St.

Für den Randabschluss sind
Steine zu schneiden.

Muster 57

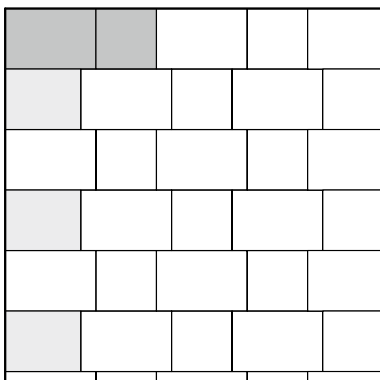


Modul
240/160 cm

Bedarf je m²
80/40 ca. 1,04 St.
60/40 ca. 2,08 St.
40/40 ca. 1,04 St.

linker Randabschluss je lfm.
80/40 ca. 0,63 St.
60/40 ca. 0,63 St.
40/40 ca. 0,63 St.
40/20 ca. 0,63 St.

Muster 58




Modul
100/40 cm

Bedarf je m²
60/40 ca. 2,5 St.
40/40 ca. 2,5 St.

Für den linken Randabschluss
sind Steine zu schneiden.


Muster 59



Modul
80/60 cm

Bedarf je m²
30/20 ca. 12,24 St.
20/20 ca. 6,12 St.

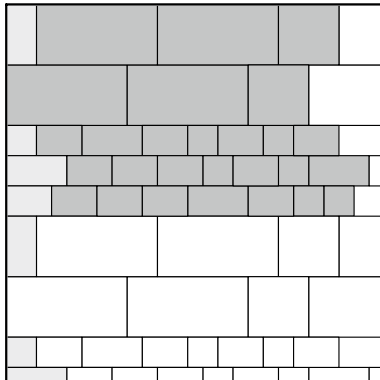
QUINTA Dicke 8 cm



KLOSTERMANN

SEIT 1904

Muster 60

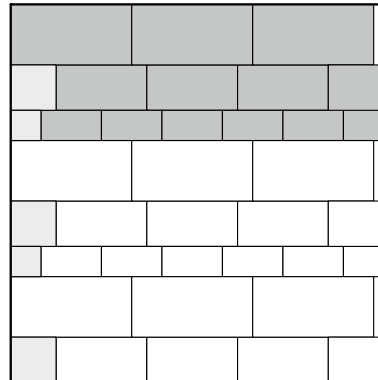


Modul
200/140 cm

Bedarf je m²
80/40 ca. 1,43 St.
40/40 ca. 0,71 St.
40/20 ca. 1,07 St.
30/20 ca. 4,29 St.
20/20 ca. 2,14 St.

linker Randabschluss je lfm.
40/20 ca. 1,43 St.
30/20 ca. 0,71 St.
20/20 ca. 0,71 St.

Muster 62




Modul
240/90 cm

Bedarf je m²
80/40 ca. 1,39 St.
60/30 ca. 1,85 St.
40/20 ca. 2,78 St.

linker Randabschluss je lfm.
30/30 ca. 1,11 St.
20/20 ca. 1,11 St.

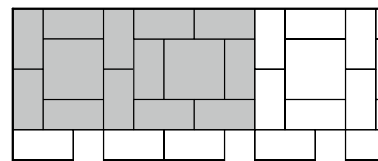
Muster 63



Bedarf je m²
60/40 ca. 4,17 St.

Für den linken Randabschluss
sind Steine zu schneiden.

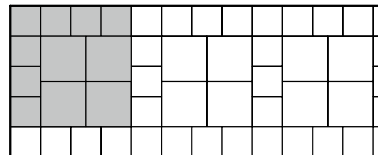
Muster 64



Modul
160/80 cm

Bedarf je m²
40/40 ca. 1,56 St.
40/20 ca. 9,38 St.


Muster 65



Modul
80/80 cm

Bedarf je m²
30/30 ca. 6,13 St.
20/20 ca. 10,72 St.


Muster 66



Modul
90/90 cm

Bedarf je m²
30/30 ca. 6,05 St.
20/20 ca. 10,89 St.


Muster 67



Bedarf je m²
40/40 ca. 6,25 St.

linker Randabschluss je lfm.
40/20 ca. 1,25 St.


Muster 68



Modul
120/60 cm

Bedarf je m²
30/30 ca. 5,44 St.
20/20 ca. 12,25 St.


Muster 71



Modul
60/60 cm

Bedarf je m²
40/40 ca. 2,78 St.
20/20 ca. 13,89 St.

QUINTA Dicke 8 cm




KLOSTERMANN

SEIT 1904

Verlegemuster


Muster 72



Bedarf je m²
30/20 ca. 9,8 St.
20/20 ca. 9,8 St.

linker Randabschluss je lfm.
30/20 ca. 1,67 St.

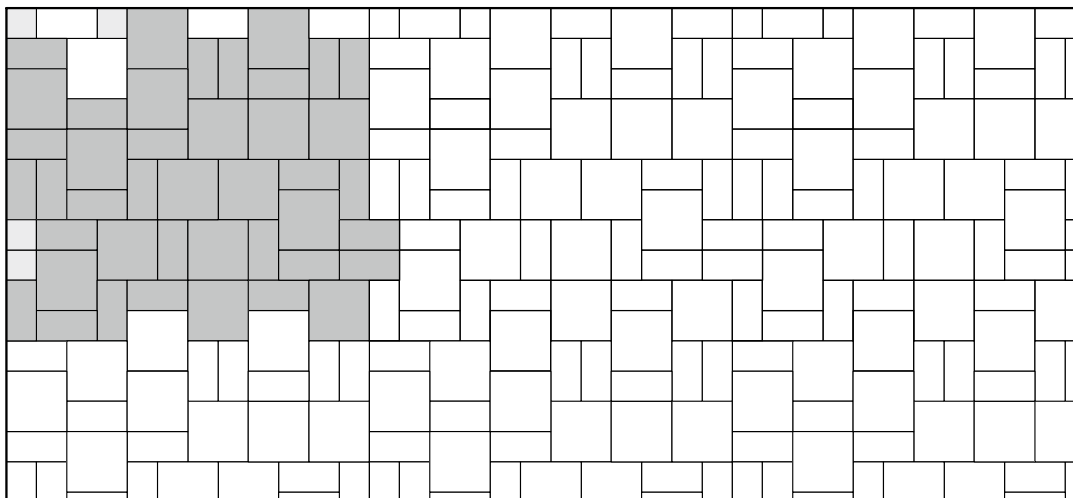
Muster 73



Bedarf je m²
40/40 ca. 6,25 St.

linker Randabschluss je lfm.
60/40 ca. 1,25 St.

Muster 74

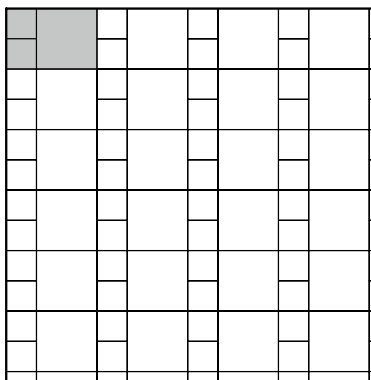


Modul
240/200 cm

Bedarf je m²
40/40 ca. 3,54 St.
40/20 ca. 5,42 St.

Randabschluss je lfm.
20/20 ca. 0,91 St.

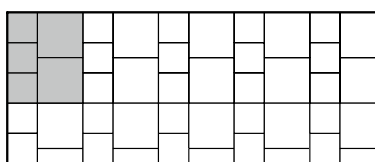
Muster 75



Modul
60/40 cm

Bedarf je m²
40/40 ca. 4,17 St.
20/20 ca. 8,33 St.

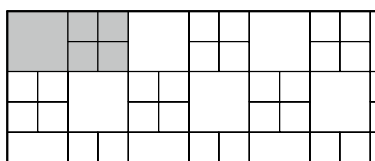
Muster 76



Modul
50/60 cm

Bedarf je m²
30/30 ca. 6,53 St.
20/20 ca. 9,8 St.


Muster 78



Modul
80/40 cm

Bedarf je m²
40/40 ca. 3,13 St.
20/20 ca. 12,5 St.

Muster 79

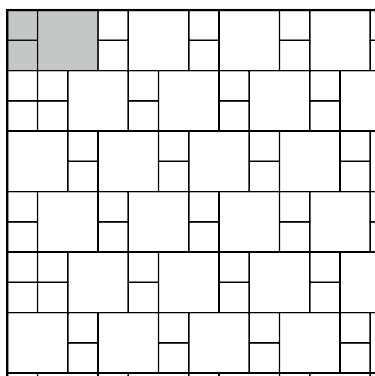


Modul
60/70 cm

Bedarf je m²
60/40 ca. 2,38 St.
60/30 ca. 2,38 St.

linker Randabschluss je lfm.
40/40 ca. 1,43 St.


Muster 80



Modul
60/40 cm

Bedarf je m²
40/40 ca. 4,17 St.
20/20 ca. 8,33 St.

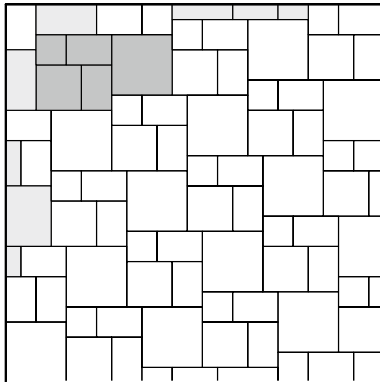
QUINTA Dicke 8 cm



KLOSTERMANN

SEIT 1904

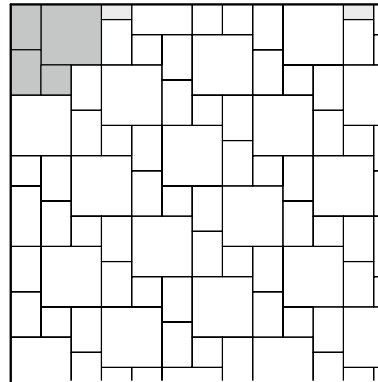
Muster 81



Bedarf je m²
40/40 ca. 2,39 St.
30/30 ca. 2,39 St.
30/20 ca. 4,78 St.
20/20 ca. 2,39 St.

Für den Randabschluss sind Steine zu schneiden.


Muster 82



Bedarf je m²
40/40 ca. 3,13 St.
30/20 ca. 6,25 St.
20/20 ca. 3,13 St.

Für den Randabschluss sind Steine zu schneiden.

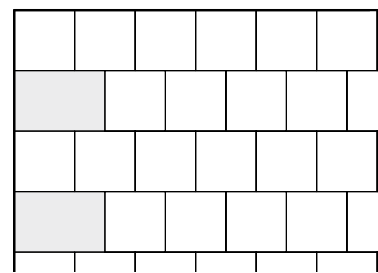
Muster 83



Bedarf je m²
60/40 ca. 4,17 St.

linker Randabschluss je lfm.
40/40 ca. 1,25 St.

Muster 84




Modul
100/40 cm

Bedarf je m²
60/40 ca. 2,5 St.
40/40 ca. 2,5 St.

linker Randabschluss je lfm.
40/20 ca. 1,25 St.

Muster 85

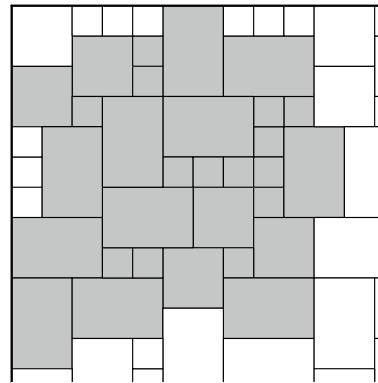


Modul
100/40 cm

Bedarf je m²
60/40 ca. 2,5 St.
40/40 ca. 2,5 St.


linker Randabschluss je lfm.
40/20 ca. 0,83 St.

Muster 87



Bedarf je m²
60/40 ca. 2,75 St.
40/40 ca. 1,25 St.
20/20 ca. 3,5 St.


Muster 88



Bedarf je m²
60/30 ca. 5,56 St.

linker Randabschluss je lfm.
30/30 ca. 1,67 St.

Muster 91




Modul
200/240 cm

Bedarf je m²
80/40 ca. 0,21 St.
60/40 ca. 0,42 St.
40/40 ca. 0,21 St.
40/20 ca. 3,33 St.
30/20 ca. 6,25 St.
20/20 ca. 3,96 St.

linker Randabschluss je lfm.
40/20 ca. 1,25 St.
30/20 ca. 1,25 St.
20/20 ca. 1,25 St.
Für den linken Randabschluss sind Steine zu schneiden.

QUINTA Dicke 8 cm




KLOSTERMANN

SEIT 1904

Verlegemuster

Muster 92.1




Modul
110/120 cm

Bedarf je m²
30/20 ca. 13,36 St.
20/20 ca. 4,45 St.

linker Randabschluss je lfm.
30/20 ca. 0,83 St.
20/20 ca. 5,78 St.

Muster 93.1

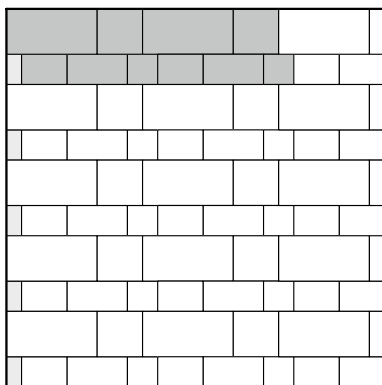


Modul
110/40 cm

Bedarf je m²
30/20 ca. 13,36 St.
20/20 ca. 4,45 St.

linker Randabschluss je lfm.
20/20 ca. 4,95 St.

Muster 94

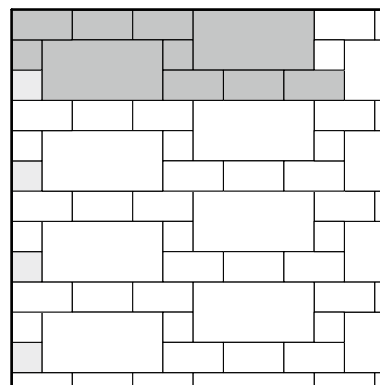


Modul
180/50 cm

Bedarf je m²
60/30 ca. 2,22 St.
30/30 ca. 2,22 St.
40/20 ca. 2,22 St.
30/20 ca. 2,22 St.
20/20 ca. 2,22 St.

Für den linken Randabschluss
sind Steine zu schneiden.

Muster 95

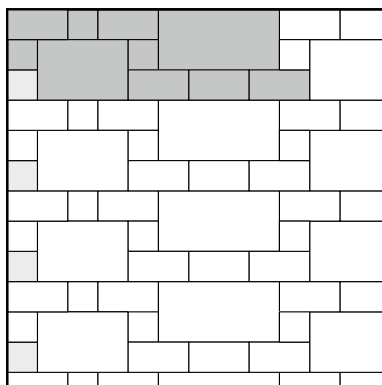


Modul
200/60 cm

Bedarf je m²
80/40 ca. 1,67 St.
40/20 ca. 5 St.
20/20 ca. 1,67 St.

linker Randabschluss je lfm.
20/20 ca. 1,67 St.

Muster 96

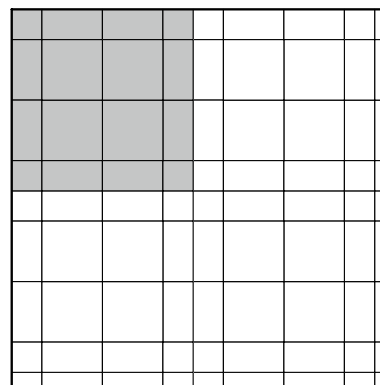


Modul
180/60 cm

Bedarf je m²
80/40 ca. 0,93 St.
60/40 ca. 0,93 St.
40/20 ca. 4,63 St.
20/20 ca. 2,78 St.

linker Randabschluss je lfm.
20/20 ca. 1,67 St.


Muster 97



Modul
120/120 cm

Bedarf je m²
40/40 ca. 2,78 St.
40/20 ca. 5,56 St.
20/20 ca. 2,78 St.

Muster 98




Modul
100/100 cm

Bedarf je m²
30/30 ca. 4 St.
20/20 ca. 16 St.


Randabschluss je lfm.
30/20 ca. 1 St.

Muster 99




Modul
120/240 cm

Bedarf je m²
40/40 ca. 1,04 St.
20/20 ca. 20,83 St.



Muster 100



Modul

160/160 cm

Bedarf je m²

60/40 ca. 3,13 St.

40/40 ca. 1,56 St.

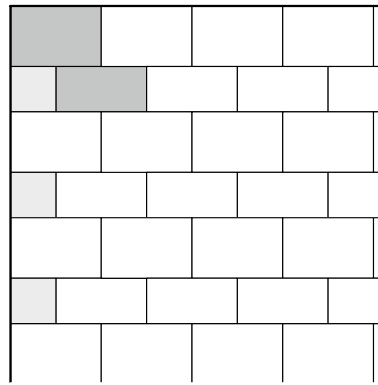
oberer Randabschluss je lfm.

40/20 ca. 0,63 St.

linker Randabschluss je lfm.

40/40 ca. 0,63 St.

Muster 101



Modul

60/70 cm

Bedarf je m²

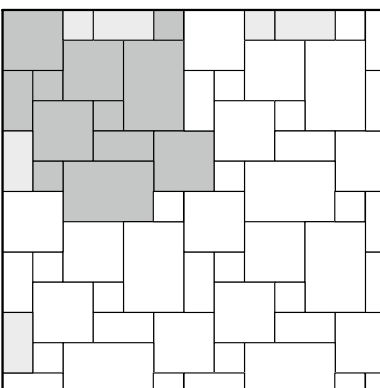
60/40 ca. 2,38 St.

60/30 ca. 2,38 St.

linker Randabschluss je lfm.

30/30 ca. 1,43 St.

Muster 102



Bedarf je m²

60/40 ca. 1,39 St.

40/40 ca. 2,78 St.

40/20 ca. 1,39 St.

20/20 ca. 2,78 St.

oberer Randabschluss je lfm.

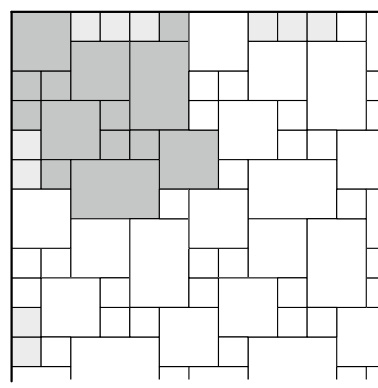
40/20 ca. 0,63 St.

20/20 ca. 0,63 St.

linker Randabschluss je lfm.

40/20 ca. 0,63 St.

Muster 103



Bedarf je m²

60/40 ca. 1,39 St.

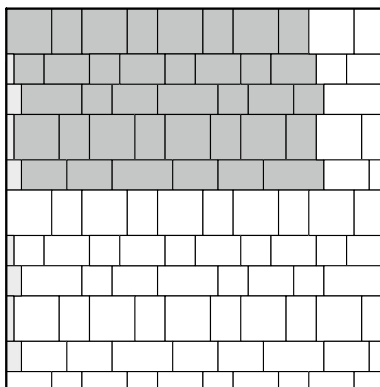
40/40 ca. 2,78 St.

20/20 ca. 5,56 St.

Randabschluss je lfm.

20/20 ca. 2,08 St.

Muster 104



Modul

200/120 cm

Bedarf je m²

40/20 ca. 1,67 St.


30/30 ca. 3,33 St.

30/20 ca. 7,5 St.

20/20 ca. 2,92 St.

Für den linken Randabschluss
sind Steine zu schneiden.

Muster 105



Modul

200/80 cm

Bedarf je m²

80/40 ca. 0,63 St.

60/40 ca. 2,5 St.

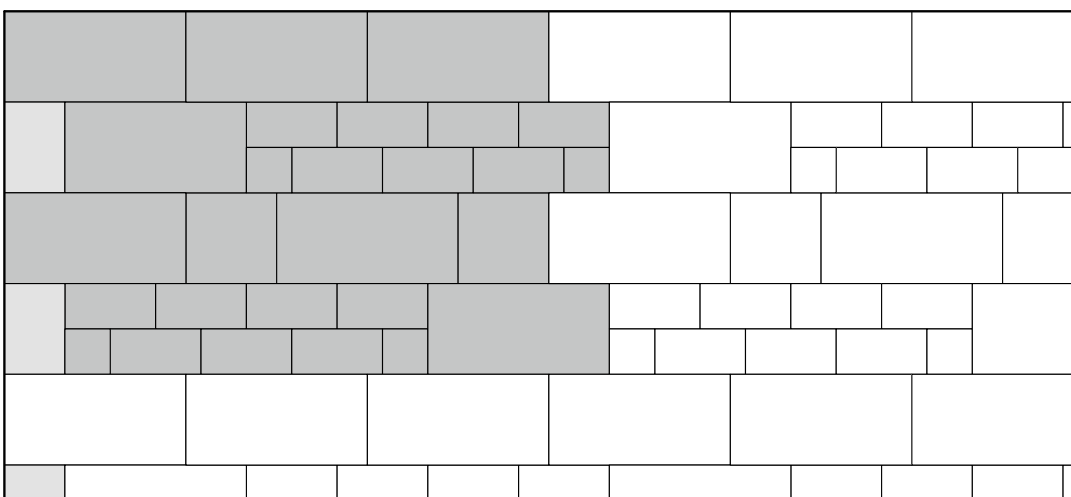
40/40 ca. 1,25 St.

linker Randabschluss je lfm.

60/40 ca. 1,25 St.

40/20 ca. 1,25 St.

Muster 106



Modul

360/240 cm

Bedarf je m²

120/60 ca. 0,81 St.

60/60 ca. 0,23 St.


60/30 ca. 1,62 St.

30/30 ca. 0,46 St.

linker Randabschluss je lfm.

60/40 ca. 0,83 St.

QUINTA Dicke 8 cm




KLOSTERMANN

SEIT 1904


Verlegemuster

Muster 107



Bedarf je m²
120/60 ca. 1,39 St.

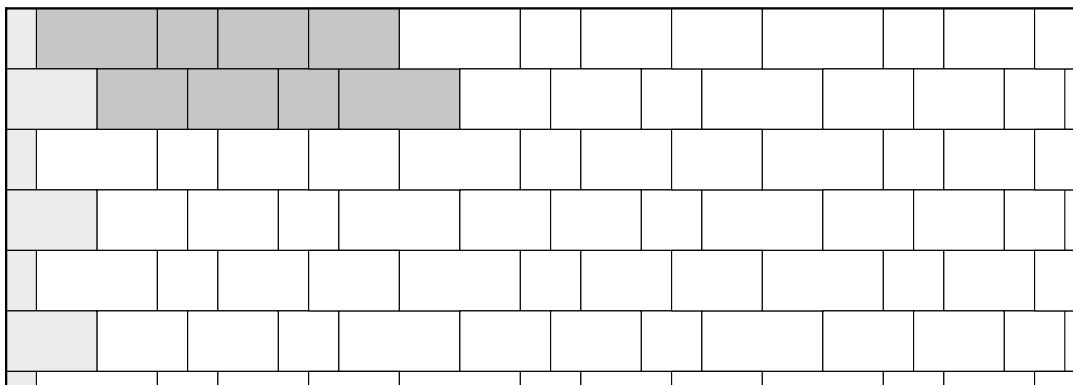
Muster 108



Bedarf je m²
120/60 ca. 1,39 St.

linker Randabschluss je lfm.
60/60 ca. 0,83 St.

Muster 109

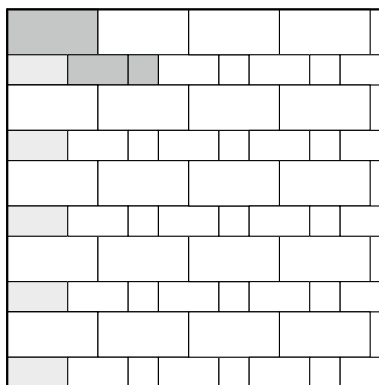


Modul
240/80 cm

Bedarf je m²
80/40 ca. 1,04 St.
60/40 ca. 2,08 St.
40/40 ca. 1,04 St.

linker Randabschluss je lfm.
60/40 ca. 1,25 St.
40/20 ca. 1,25 St.

Muster 110




Modul
60/50 cm

Bedarf je m²
60/30 ca. 3,33 St.
40/20 ca. 3,33 St.
20/20 ca. 3,33 St.

linker Randabschluss je lfm.
40/20 ca. 2 St.


Muster 111



Bedarf je m²
60/30 ca. 5,56 St.

linker Randabschluss je lfm.
30/30 ca. 1,11 St.
30/20 ca. 1,11 St.

Muster 112



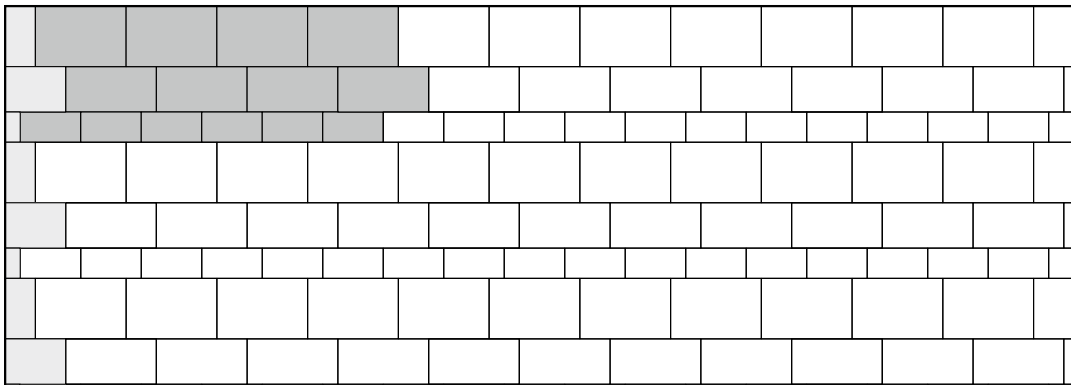
Modul
80/120 cm

Bedarf je m²
80/40 ca. 2,08 St.
40/20 ca. 4,17 St.

linker Randabschluss je lfm.
40/40 ca. 0,83 St.
20/20 ca. 1,65 St.

QUINTA Dicke 8 cm

Muster 113




Modul
240/90 cm

Bedarf je m²
60/40 ca. 1,85 St.
60/30 ca. 1,85 St.
40/20 ca. 2,78 St.

Randabschluss je lfm.
40/20 ca. 1,1 St.
20/10 ca. 1,1 St.

Für den Randabschluss sind
Steine zu schneiden.

Muster 114



Modul
180/80 cm

Bedarf je m²
60/30 ca. 2,78 St.
30/30 ca. 2,78 St.
40/20 ca. 1,39 St.
30/20 ca. 1,39 St.
20/20 ca. 1,39 St.

Für den Randabschluss sind
Steine zu schneiden.